

BBS[®]

BATTERY

CATALOG

POWERSPORT
BATTERY



- BATTERIES
- CHARGERS
- TESTERS

www.bs-battery.com

The Power you need...



20
17

Original Fitment : BTZ10S SLA

Battery Technology
BS-Battery Type(s)

The SLA batteries are factory activated and offer better performance after repeated charges. Batteries are ready to install, hook up and go. Their absorbent glass mat (AGM) technology help to build a stronger, vibration-resistant and spill-proof battery. Every model is purpose-built to provide highly efficient and long-lasting power for whatever it is you ride.

Part Number	300636
Voltage (V)	12
Capacity (Ah/10Hr)	8.6
CCA (A)	190
Length (mm)	150
Width (mm)	88
Height (mm)	93
Weight with Acid (kg)	2.91
Acid volume (Liter)	-

- > Ready to install
- > No Acid Handling
- > Maintenance Free
- > Extreme Vibration Resistance
- > Multi-positional Fitment
- > Increased power & extended life

Read more about SLA

CHECK FOR SLA MAX UPGRADE

VEHICLES SHARE

ROAD FREIGHT AIRFREIGHT SEA FREIGHT

POWER BOX
 BATTERY AND LIFE. EVER.

**DIRECT ACCESS
 FLASH
 THE
 QR
 CODE!**



- NEWS**
- BS PRODUCT RANGE**
- SELECTION TOOLS**
- TECHNICAL FEATURES**
- CATALOGS, TUTORIALS**
- AND MORE...**


FEATURES

- Videos, Tutorials, Safety Instructions available online & on our Youtube channel.
- Learn more about batteries & chargers through the Frequently Asked Questions (FAQ) page.
- Special member access for clients with dedicated area for downloadable professional documents.
- Contact us: Let us know your questions, comments and requests.

BS[®]
BATTERY

BS[™]
CHARGER

BS[™]
TESTER



BATTERY SELECTION TOOLS

- Find the right Battery for your vehicle.
- More than 3000 Vehicle Types
- More than 300 BS Battery Types
- More than 100 Vehicle Brands
- Latest Vehicles added and updated on release

DIRECT ACCESS TO :

- Technical data sheets
- Catalogs
- User instructions manuals

CHARGER QUICK RESEARCH

- Find the right charger for your battery
- User manual
- Helping guide
- Charging curve / Specifications

SLA TYPE



MF TYPE



DRY TYPE



1. NEW :
Comprehensive technical data
(capacity at 10 & 20 hours,
CCA, charging guide)

2. TÜV certification logo

3. Picto about "combi pack"

4. NEW :
Comprehensive technical data
(capacity at 10 & 20 hours,
CCA, dimensions and polarity)

5. QR code :
For direct access to BS website

6. NEW :
Multilanguage safety instruction
about acid pack

BATTERIES	6
SLA MAX	6 NEW
SLA	8
MF	10
CONVENTIONAL	12
UPGRADE CROSS REFERENCE CHART	18
BATTERY TYPE NUMBERS DESIGNATION	19
TRANSPORTATION CHART	19
CHARGERS	20
BA10	20
BS15	21
BS60	21
BK10	22
BK15	23
POWERBOX	24 NEW
TESTERS	26
BST50	26
BST100	27
BST100P	27
ACCESSORIES	28
APPLICATION LIST	29
PROMOTIONAL ITEMS	30 NEW

DISCLAIMER

These instructions have been written with the most current information available at the time of publication, based on sound engineering principles, research, extensive field experience, and the technical judgment of industry members. However, users are cautioned that this information is subject to change upon developments in technology, field experience, and available fitment data. BS Battery cannot nor does not claim any express or implied responsibility, representation, or warranty concerning this catalog's data or recommendations. Although this catalog has been compiled with the utmost care, BS Battery shall in no event be liable for any loss or damages claimed to have occurred as a result of use of this data or from the recommendations set henceforth. Users should always use the most current edition of the BS Powersports Battery Catalog & Applications and consult their equipment manufacturer's user manual or service department for specific replacement battery application information.

SLA
FACTORY ACTIVATED **MAX**

NEW
TECHNOLOGY



FIND YOUR BATTERY



BUY



INSTALL



HIT THE ROAD



SLA MAX INTRODUCTION

The new SLA Max batteries are designed to offer maximal performance to big engine bikes equipped with lots of electronics equipments (GPS, alarm, audio, flashlight...)

SLA Max batteries are factory activated, maintenance free and completely spillproof. AGM technology combines with new highly sophisticated construction design, create the condition of increased power, extended life and maximum reliability.

SLA max batteries are available in a range of 5 models.

TECHNOLOGY

- AGM construction (Absorbed Glass Material)
- VRLA battery (Valve Regulated Lead Acid)
- Activated and pre-charged batteries
- Homologated by OEM

FEATURES

- Factory activated : Ready-to-start battery
- Totally sealed
- Safe & Environmentally friendly
- Superior capacity
- Increased power & Extended life
- Low discharge rate
- Absolutely maintenance free
- Sealed, no gas emission through venting hole (under normal operation)
- Extreme vibration resistance
- spillproof design
- Multi-positional fitment
- No acid handling - Very safe



INCREASED POWER

Flash to learn more.



THE STRONGEST
READY TO START **BATTERY**

MOUNTING ANGLES



High inclinasion



BS Battery introduces a new variant of its SLA Max product line offering a specific design to Harley Davidson motorcycles. BS developed specific HD terminals to facilitate the mounting without using spacer rings. The unique grid framework contributes to the maximum reliability. 3 different types of these specific SLA Max batteries are now available to cover the main Harley Davidson applications.

BS BATTERY TYPE	CAPACITY Ah (10Hr)	CAPACITY Ah (20Hr)	CCA (EN) A (-18°C)	DIMENSIONS mm (±2mm)			ASSEMBLY LAYOUT	TERMINAL
				L	W	H		
BTX14HL (FA) MAX	14	14.7	270	149	87	144		
BTX20HL (FA) MAX	20	21.1	390	176	87	153		
BIX30HL (FA) MAX	30	31.6	495	166	130	175*		

* BIX30HL (FA) MAX is also available with a bottom spacer increasing the height to 197mm.



- Terminals specifically designed to facilitate the mounting on Harley Davidson motorcycles.
- Battery case with a grid framework for a maximum vibration resistance.
- BTX20HL and BIX30HL Harley Davidson specific terminals.
- BTX14HL Harley Davidson specific terminals.



BS BATTERY TYPE	CAPACITY Ah (10Hr)	CAPACITY Ah (20Hr)	CCA (EN) A (-18°C)	DIMENSIONS mm (±2mm)			ASSEMBLY LAYOUT	TERMINAL
				L	W	H		
BTX14H (FA) MAX	14	14.7	220	150	87	145		
51913 (FA) MAX	21	22.1	170	182	77	168		



SLA Max 51913 and BTX14H have been developed to fit BMW latest bikes. There are the most evolved batteries on the market with an increased capacity and performance.



SLA
FACTORY ACTIVATED
Ready to start!

NEW
TECHNOLOGY



FIND YOUR BATTERY



BUY



INSTALL



HIT THE ROAD



SLA INTRODUCTION

The new generation of SLA battery will make the user life easier. No more acid handling nor inevitable waiting for battery charge! Everything becomes much more simple!

SLA batteries are sealed/non spillable, factory activated and maintenance free. A new environment for powersport battery: it becomes a product ready to use, extremely simple to install and carry, all at a very attractive price level.

Widest range available on the market.

TECHNOLOGY

- Designed according to AGM technology (Absorbed acid)
- VRLA battery type
- Activated and pre-charged batteries
- Homologated by OEM



Ready to start!

Flash to learn more.



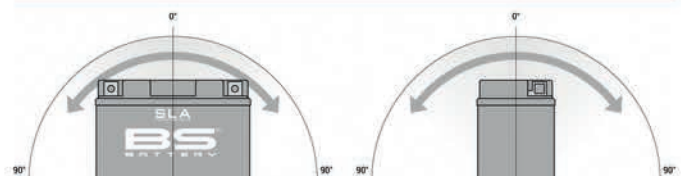
FEATURES

- AGM construction (Absorbed Glass Material)
- VRLA battery (Valve Regulated Lead Acid)
- Factory activated
- Environmentally friendly, spillproof design
- Multi-positional fitment
- Absolutely Maintenance free
- Sealed, no gas emission through venting hole (under normal operation)
- Ready & Easy to use
- No acid handling - Very safe
- Increased power & Extended life
- Extreme vibration resistance



THE NEW GENERATION OF READY TO START BATTERY

MOUNTING ANGLES



High inclination

BS BATTERY TYPE	CAPACITY Ah (10Hr)	CAPACITY Ah (20Hr)	CCA (EN) A (-18°C)	DIMENSIONS mm (±2mm)			ASSEMBLY LAYOUT	TERMINAL
				L	W	H		
BTZ5S (FA)	4	4.2	65	113	70	85		A
BTZ6S (FA)	5	5.3	90	113	70	105		A
BTZ7S (FA)	6	6.3	130	113	70	105		A
BTZ8V (FA) NEW	7	7.4	120	113	70	130		A
BT7B-4 (FA)	6.5	6.8	110	150	65	93		A
BT9B-4 (FA)	8	8.4	120	150	70	105		A
BTZ10S (FA)	8.6	9	190	150	88	93		A
BTZ12S (FA)	11	11.6	215	150	88	110		A
BT12B-4 (FA)	10	10.5	210	150	69	130		A
BTZ14S (FA)	11.2	11.8	230	150	88	110		A
BT14B-4 (FA)	12	12.6	210	150	69	145		A
SLA12-19 (FA) NEW	19	20	235	182	77	168		G
BT4B-5 (FA)	2.3	2.4	40	113	38	86		J
BTR4A-5 (FA)	2.3	2.4	45	113	48	86		I
BTX4L+ (FA) NEW	4	4.2	50	113	70	85		A
BTX5L (FA)	4	4.2	80	113	70	106		A
BTX7L (FA)	6	6.3	100	113	70	130		A
BTX7A (FA)	6	6.3	105	150	87	93		A
BTX9 (FA)	8	8.4	135	150	87	105		A
BT12A (FA)	10	10.5	175	150	87	105		A
BTX12 (FA)	10	10.5	180	150	87	130		A
BTX14 (FA)	12	12.6	200	150	87	145		A
BTX14L (FA)	12	12.6	200	150	87	145		A
BTX14AH (FA)	12	12.6	210	133	90	164		A
BTX16 (FA)	14	14.7	230	150	87	161		A
BTX20CH (FA)	18	18.9	270	150	87	161		A
BTX20 (FA) NEW	18	18.9	310	175	87	155		A
BTX20L (FA)	18	18.9	310	175	87	155		A
BTX20HL (FA)	18	18.9	310	175	87	155		A
BTX24HL (FA)	21	22.1	350	205	87	162		A
BIX30L (FA)	30	31.6	400	166	126	173		A
12N5.5-3B (FA)	5.5	5.8	70	135	60	130		A
12N5.5-4A (FA)	5.5	5.8	70	135	60	130		A
BB3L-B (FA)	3	3.2	30	98	56	109		B
BB4L-B (FA)	4	4.2	60	120	70	92		A
BB5L-B (FA)	5	5.3	65	119	59	130		B
BB7C-A (FA)	8	8.4	80	129	89	114		E
BB7L-B2 (FA)	8	8.4	100	135	75	133		A
BB9-B (FA)	9	9.5	120	135	75	139		A
BB10L-A2 (FA)	11	11.6	110	133	90	145		A
BB10L-B2 (FA)	11	11.6	120	133	90	145		A
BB12AL-A2 (FA)	12	12.6	150	134	80	161		B
BB14A-A2 (FA)	14	14.7	170	134	88	176		D
BB14L-A2 (FA)	14	14.7	200	135	90	164		A
BB14L-B2 (FA)	14	14.7	200	135	90	164		A
BB16AL-A2 (FA)	16	16.8	160	205	70	162		F
BB16CL-B (FA)	19	20	230	175	100	175		A
B50N18L-A (FA)	21	22.1	350	205	87	162		C
B50N18L-A3 (FA)	21	22.1	350	205	87	162		A
53030 (FA) NEW	30	31.6	280	186	130	171		G

TERMINAL TYPE	A	B	C	D	E	F	G	H	I	J
3D DRAWING										

MF | MAINTENANCE FREE BATTERY



MF INTRODUCTION

MF batteries (also called VRLA or Valve Regulated Lead Acid) are sealed batteries which use gas recombination technology. This technology allows for less maintenance, and does not require water refilling. MF batteries are supplied with an acid pack, and must be activated by filling the acid before first use. These batteries are perfectly suitable for motorcycles, scooters, ATVs (All Terrain Vehicles), UTVs (Utility Vehicles), watercraft, snowmobiles and lawnmowers.

TECHNOLOGY

- AGM construction (absorbed acid)
- VRLA battery (Valve Regulated Lead Acid)
- Dry charged with acid pack included
- Homologated by OEM



MF
BATTERY

Flash
to
learn
more.



FEATURES

- Upright installation only
- Maintenance free (no water refilling)
- Sealed after filling, no gas emission through venting hole (under normal operation)
- High power
- Does not need to be recharged while stocked
- Suitable for cold weather
- Reduction of plate sulfation
- Higher life cycle (up to three times longer than conventional batteries)
- Longer voltage hold



Acid pack included for initial filling

MOUNTING ANGLES



Medium inclinasion

BS BATTERY TYPE	CAPACITY Ah (10Hr)	CAPACITY Ah (20Hr)	CCA (EN) A (-18°C)	DIMENSIONS mm (±2mm)			ASSEMBLY LAYOUT	TERMINAL
				L	W	H		
BTR4A-BS	2.3	2.4	45	113	48	85		I
BT4B-BS	2.3	2.4	40	113	38	85		J
BT4L-BS	3	3.2	60	113	70	85		A
BTX4L-BS+ NEW	4	4.2	50	113	70	85		A
BT4AL-BS	4	4.2	60	120	70	92		A
BT5L-BS	4	4.2	80	113	70	105		A
BTX5L-BS	4	4.2	80	113	70	105		A
BT5AL-BS	5	5.3	65	120	60	130		B
BTX7L-BS	6	6.3	100	113	70	130		A
BTX7A-BS	6	6.3	105	150	87	93		A
BT7B-BS	6.5	6.8	110	150	65	93		A
BTZ7S-BS	6	6.3	130	113	70	105		A
BTX9-BS	8	8.4	135	150	87	105		A
BT9A-BS	9	9.5	115	135	75	139		A
BT9B-BS	8	8.4	120	150	70	105		A
BTZ10S-BS	8.6	9	190	150	88	93		A
BTZ12S-BS	11	11.6	215	150	88	110		A
BTX12L-BS	10	10.5	180	150	87	130		A
BTX12-BS	10	10.5	180	150	87	130		A
BT12A-BS	10	10.5	175	150	88	105		A
BT12B-BS	10	10.5	210	150	70	130		A
BTX14L-BS	12	12.6	200	150	87	145		A
BTX14-BS	12	12.6	200	150	87	145		A
BT14B-BS	12	12.6	210	150	69	145		A
BTX14AHL-BS	12	12.6	210	135	90	164		A
BTX14AH-BS	12	12.6	210	133	90	164		A
BTZ14S-BS	11.2	11.8	230	150	88	110		A
BTX15L-BS	13	13.7	230	175	87	130		A
BTX15-BS	13	13.7	230	175	87	130		A
BTX16L-BS	14	14.7	230	150	87	161		A
BTX16-BS	14	14.7	230	150	87	161		A
BTX16-BS-1	14	14.7	230	150	87	161		E
BT16CL-BS	19	20	260	175	100	175		A
BTX18L-BS	18	18.9	250	205	87	162		A
BTX18-BS	18	18.9	250	205	87	162		A
BTX20A-BS	18	18.9	270	150	87	161		A
BTX20L-BS	18	18.9	270	175	87	155		A
BTX20-BS	18	18.9	270	175	87	155		A
BTX20HL-BS	18	18.9	310	175	87	155		A
BTX20HL-BS-PW	18	18.9	310	175	87	175		A
BTX20H-BS	18	18.9	310	175	87	155		A
BTX20CH-BS	18	18.9	270	150	87	161		A
SLA12-19-BS	19	20	275	172	77	168		G
BTX24HL-BS	21	22.1	350	205	87	162		A
BIX30L-BS	30	31.6	400	166	126	174		A

TERMINAL TYPE	A	B	C	D	E	F	G	H	I	J
3D DRAWING										

DRY | CONVENTIONAL BATTERY



DRY INTRODUCTION

Conventional batteries are lead acid flooded batteries. These batteries need to be filled before first use. Conventional High Performance batteries include a sulfation retardant technology which reduces battery-killing plate sulfation. This results in a longer battery life, especially in standby or storage mode. These batteries are perfectly suitable for motorcycles, scooters, ATVs (All Terrain Vehicles), UTVs (Utility Vehicles), watercraft, snowmobiles and lawnmowers.

TECHNOLOGY

- Lead acid dry charged construction (absorbed acid)
- No acid in cells, must be filled with acid before use
- 6 & 12V batteries

FEATURES


- Upright installation only
- Has to be checked periodically and refilled with water if necessary
- Internal gas emission through venting hole
- Handle with care to prevent acid spillage
- Regular life duration
- Does not need to be recharged while stocked



EASY TO STORE
BATTERY

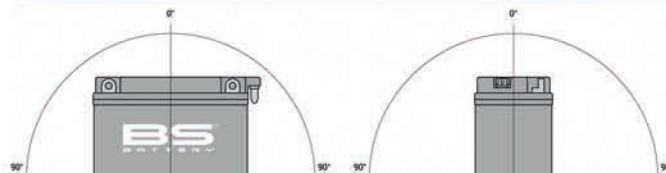
DRY
BATTERY

Flash to learn more.



Acid pack included for initial filling

MOUNTING ANGLES



Upright installation only

BS BATTERY TYPE	CAPACITY Ah (10Hr)	CAPACITY Ah (20Hr)	CCA (EN) A (-18°C)	DIMENSIONS mm (±2mm)			ASSEMBLY LAYOUT	TERMINAL
				L	W	H		
BB2.5L-C	2.5	2.4	20	80	70	105		/
BB2.5L-A	2.5	2.4	20	80	70	105		/
BB2.5L-C-1	2.5	2.4	20	80	70	105		/
BB2.5L-C-2	2.5	2.4	20	80	70	105		/
BB3L-A	3	3.2	30	98	56	110		B
BB3L-B	3	3.2	30	98	56	110		B
BB4L-B	4	4.2	50	120	70	92		A
BB4L-A	4	4.2	50	120	70	92		A
BB5L-B	5	5.3	65	120	60	130		B
BB5L-B2	5	5.3	65	120	60	130		A
BB6.5L-B	6.5	6.8	55	137	66	100		B
BB7-A	8	8.4	105	135	75	133		B
BB7L-A	8	8.4	105	135	75	133		B
BB7L-B	8	8.4	85	135	75	133		B
BB7L-A2	8	8.4	85	135	75	133		A
BB7L-B2	8	8.4	85	135	75	133		A
BB7-A2	8	8.4	85	135	75	133		A
BB7B-B	7	7.4	85	150	60	130		B
BB7C-A	8	8.4	85	130	90	114		E
BB7C-B	7	7.4	85	150	87	96		A
BB9-B	9	9.5	115	135	75	139		B
BB9L-B	9	9.5	115	135	75	139		B
BB9L-A1	9	9.5	124	135	75	139		A
BB9L-A2	9	9.5	124	135	75	139		F
BB9L-B2	9	9.5	124	135	75	139		A
BB9A-A	9	9.5	124	135	75	155		B
BB10L-A2	11	11.6	130	134	89	145		D
BB10L-B	11	11.6	130	134	89	145		B
BB10L-B2	11	11.6	130	134	89	145		D
BB10L-BP	11	11.6	165	134	89	145		B
BB10A-A2	11	11.6	160	135	90	155		D
BB12A-A	12	12.6	155	134	81	160		B
BB12A-B	12	12.6	155	134	81	160		B
BB12AL-A	12	12.6	155	134	80	160		B
BB12AL-A1	12	12.6	155	134	80	160		A
BB12AL-A2	12	12.6	155	134	80	160		B
BB12B-B2	12	12.6	155	160	90	130		D
BB12C-A	12	12.6	155	134	80	175		A
BB12C-B	12	12.6	155	134	80	175		A
BB14-A2	14	14.7	175	134	89	166		D
BB14-B2	14	14.7	175	134	89	166		D
BB14L-A	14	14.7	190	134	89	166		B
BB14L-A1	14	14.7	175	134	89	166		E
BB14L-A2	14	14.7	175	134	89	166		D
BB14L-B2	14	14.7	175	134	89	166		D
SBB14L-A2	14	14.7	175	134	89	166		D
SBB14L-B2	14	14.7	175	134	89	166		D
BB14A-A1	14	14.7	175	134	89	176		B
BB14A-A2	14	14.7	175	134	89	176		D
BB16-B	19	20	215	175	100	155		B

TERMINAL TYPE	A	B	C	D	E	F	G	H	I	J
3D DRAWING										

BS BATTERY TYPE	CAPACITY Ah (10Hr)	CAPACITY Ah (20Hr)	CCA (EN) A (-18°C)	DIMENSIONS mm (±2mm)			ASSEMBLY LAYOUT	TERMINAL
				L	W	H		
BB16L-B	19	20	215	175	100	155		B
BB16-B-CX	19	20	255	175	100	155		B
BB16HL-A-CX	19	20	255	175	100	155		B
BB16B-A	16	16.8	207	160	90	161		A
BB16B-A1	16	16.8	207	160	90	161		C
BB16B-A2	16	16.8	207	160	90	161		B
BB16AL-A2	16	16.8	175	207	71.5	164		F
SBB16L-A2	16	16.8	175	207	71.5	164		F
HBB16A-AB	16	16.8	210	151	91	180		C
BB16CL-B	19	20	250	175	100	175		A
B50-N18L-A	20	21.1	250	205	90	162		C
B50-N18L-A2	20	21.1	250	205	90	162		C
B50-N18L-A3	20	21.1	250	205	90	162		A
B50-N18L-A-CX	20	21.1	270	205	90	162		C
SB50-N18L-A	20	21.1	250	205	90	162		C
SB50-N18L-A2	20	21.1	250	205	90	162		C
SB50-N18L-AT	20	21.1	250	205	90	162		C
B50-N18A-A	20	21.1	250	205	90	176		C
BB18-A	18	18.9	235	180	90	162		C
BB18L-A	18	18.9	235	180	90	162		C
BB18L-A2	18	18.9	235	180	90	162		C
B60-N24-A	28	29.5	280	184	124	175		G
B60-N24L-A	28	29.5	280	184	124	175		G
B60-N24AL-B	28	29.5	280	184	124	175		G
SB60-N24AL-B	28	29.5	280	184	124	175		G
B60-N28L-A	28	29.5	280	184	124	170		G
B60-N30L-A	30	31.6	300	184	130	170		G
B60-N30-A	30	31.6	300	184	130	170		G
B60-N30L-B	30	31.6	300	184	130	170		G
BB30L-B	30	31.6	300	165	130	176		A
BB30CL-B	30	31.6	300	165	130	192		A
BHD-12	29	29.5	280	205	130	165		H
51814	-	19	100	186	82	171		G
51913	-	19	100	186	82	171		G
52515	-	25	130	186	130	171		G
53030	-	30	180	184	130	171		G
U1-7	18	18.9	180	195	130	180		G
U1R-7	18	18.9	180	195	130	180		G
U1-9	24	25.2	240	195	130	180		G
U1R-9	24	25.2	240	195	130	180		G
U1-11	30	31.6	300	195	130	180		G
U1R-11	30	31.6	300	195	130	180		G

TERMINAL TYPE	A	B	C	D	E	F	G	H	I	J
3D DRAWING										

BS BATTERY TYPE	CAPACITY Ah (10Hr)	CAPACITY Ah (20Hr)	CCA (EN) A (-18°C)	DIMENSIONS mm (±2mm)			ASSEMBLY LAYOUT	TERMINAL
				L	W	H		
6N2-2A	2	2.1	N/A	70	47	96		/
6N2-2A-1	2	2.1	N/A	70	47	96		/
6N2-2A-2	2	2.1	N/A	70	47	96		/
6N2-2A-3	2	2.1	N/A	70	47	96		/
6N2-2A-4	2	2.1	N/A	70	47	96		/
6N2-2A-5	2	2.1	N/A	70	47	96		/
6N2-2A-6	2	2.1	N/A	70	47	96		/
6N2-2A-7	2	2.1	N/A	70	47	96		/
6N2-2A-8	2	2.1	N/A	70	47	96		/
6N2-2D	2	2.1	N/A	70	47	96		/
6N2A-2C	2	2.1	N/A	70	47	106		/
6N2A-2C-1	2	2.1	N/A	70	47	106		/
6N2A-2C-2	2	2.1	N/A	70	47	106		/
6N2A-2C-3	2	2.1	N/A	70	47	106		/
6N4-2A	4	4.2	N/A	71	71	96		/
6N4-2A-2	4	4.2	N/A	71	71	96		/
6N4-2A-3	4	4.2	N/A	71	71	96		/
6N4-2A-4	4	4.2	N/A	71	71	96		/
6N4-2A-5	4	4.2	N/A	71	71	96		/
6N4-2A-6	4	4.2	N/A	71	71	96		/
6N4-2A-7	4	4.2	N/A	71	71	96		/
6N4-2A-8	4	4.2	N/A	71	71	96		/
6N4C-1B	4	4.2	N/A	71	71	105		/
6N4A-4D	4	4.2	N/A	61	57	131		/
6N4A-4D-1	4	4.2	N/A	61	57	131		/
6N4B-2A	4	4.2	N/A	102	48	96		/
6N4B-2A-1	4	4.2	N/A	102	48	96		/
6N4B-2A-2	4	4.2	N/A	102	48	96		/
6N4B-2A-3	4	4.2	N/A	102	48	96		/
6N4B-2A-4	4	4.2	N/A	102	48	96		/
6N4B-2A-5	4	4.2	N/A	102	48	96		/
6N5.5-3D	5.5	5.8	N/A	90	70	100		/
6N5.5-1D	5.5	5.8	N/A	90	70	100		/
6N5.5-1D-1	5.5	5.8	N/A	90	70	100		/
6N6-1B	6	6.3	N/A	99	57	111		/
6N6-1B-1	6	6.3	N/A	99	57	111		/
6N6-3B	6	6.3	N/A	99	57	111		B
6N6-3B-1	6	6.3	N/A	99	57	111		B
6N6-1D	6	6.3	N/A	99	57	111		/
6N6-1D-1	6	6.3	N/A	99	57	111		/
6N6-1D-2	6	6.3	N/A	99	57	111		/
6N6-1C	6	6.3	N/A	99	57	111		/
B39-6	7	7.4	N/A	126	48	126		B
B49-6	10	10.5	N/A	91	83	160		B
B38-6A	13	13.7	N/A	119	83	161		B
6N11-2D	11	11.6	N/A	150	70	100		B
6BB11-2D	11	11.6	N/A	150	70	100		B
6N11A-1B	11	11.6	N/A	122	62	131		B
6N11A-3	11	11.6	N/A	122	62	131		B
6N11A-4	11	11.6	N/A	122	62	131		B

TERMINAL TYPE	A	B	C	D	E	F	G	H	I	J
3D DRAWING										

BS BATTERY TYPE	CAPACITY Ah (10Hr)	CAPACITY Ah (20Hr)	CCA (EN) A (-18°C)	DIMENSIONS mm (±2mm)			ASSEMBLY LAYOUT	TERMINAL
				L	W	H		
6N11A-3A	11	11.6	N/A	122	62	131		B
6N11A-3B	11	11.6	N/A	122	62	131		B
6N11A-4A	11	11.6	N/A	122	62	131		B
B54-6 (6N12A-2C)	12	12.6	N/A	156	57	116		B
B54-6A (6N12A-2D)	12	12.6	N/A	156	57	116		B
6N12-1B	12	12.6	N/A	105	75	140		B
6BBL-B	8	8.4	N/A	120	70	95		B

BS BATTERY TYPE	CAPACITY Ah (10Hr)	CAPACITY Ah (20Hr)	CCA (EN) A (-18°C)	DIMENSIONS mm (±2mm)			ASSEMBLY LAYOUT	TERMINAL
				L	W	H		
12N3A-3D	3	3.2	30	113	70	85		D
12N3-3A	3	3.2	24	98	56	110		B
12N4-3B	4	4.2	30	120	70	92		A
12N5-3B	5	5.3	40	120	61	130		B
12N5-3B-2	5	5.3	40	120	60	130		A
12N5-4B	5	5.3	40	120	60	130		B
12N5.5-3B	5.5	5.8	55	135	60	130		B
12N5.5-4A	5.5	5.8	55	135	60	130		F
12N5.5-4A-1	5.5	5.8	55	135	60	130		B
12N5.5-4B	5.5	5.8	55	135	60	130		B
12N5.5A-3B	5.5	5.8	55	103	90	114		B
12N6-3B	6	6.3	50	137	72	95		B
12N6-4A	6	6.3	50	137	72	95		B
12N6-4B	6	6.3	50	137	72	95		B
12N6A-4B	6	6.3	50	150	80	95		A
12N6.5-3B	6.5	6.8	55	137	66	100		B
12N6.5A-4B	7	7.4	55	137	72	118		B
12N6.5B-4B	7	7.4	55	150	87	95		D
12N7-3A	7	7.4	75	135	75	133		B
12N7A-3A2	7	7.4	75	135	75	133		A
12N7-3B	7	7.4	75	135	75	133		B
12N7-3B2	7	7.4	75	135	75	133		A
12N7-4A	7	7.4	75	135	75	133		B
12N7-4A2	7	7.4	75	135	75	133		A
12N7-4B	7	7.4	75	135	75	133		B
12N7D-3B	7	7.4	75	135	75	150		B
12N7A-3A	7	7.4	70	150	60	130		B
12N7A-4A	7	7.4	70	150	60	130		B
12N7C-3D	7	7.4	75	130	90	114		E
12N7C-3B	8	8.4	75	130	90	114		E
12N9-3A	9	9.5	85	135	75	139		B
12N9-3A-1	9	9.5	85	135	75	139		B
12N9-3B	9	9.5	85	135	75	139		B
12N9-4B-1	9	9.5	85	135	75	139		B
12N10-3A	10	10.5	100	135	90	145		B
12N10-3A-1	10	10.5	100	135	90	145		A
12N10-3A-2	10	10.5	100	135	90	145		D
12N10-3B	10	10.5	100	135	90	145		B
12N10-3B-1	10	10.5	100	135	90	145		A
12N11-3A	11	11.6	109	135	90	155		B

TERMINAL TYPE	A	B	C	D	E	F	G	H	I	J
3D DRAWING										

BS BATTERY TYPE	CAPACITY Ah (10Hr)	CAPACITY Ah (20Hr)	CCA (EN) A (-18°C)	DIMENSIONS mm (±2mm)			ASSEMBLY LAYOUT	TERMINAL
				L	W	H		
12N11-3A-1	11	11.6	109	135	90	155		D
12N11-3B	11	11.6	109	135	90	155		B
12N12-3A	12	12.6	115	202	76	134		B
12N12-3B	12	12.6	115	202	76	134		B
12N12A-4A-1	12	12.6	120	134	81	160		B
12N14-3A	14	14.7	135	134	89	166		D
12N14-3B	14	14.7	135	134	89	166		D
12N16-3A	16	16.8	145	175	100	155		B
12N16-3B	16	16.8	145	175	100	155		B
12N16-4B	16	16.8	145	175	100	155		B
12N18-3A	18	18.9	164	205	90	162		B
12N18-3-1	18	18.9	164	205	90	162		C
12N18-4A	18	18.9	164	205	90	162		C
12N18-3B	18	18.9	164	205	90	162		C
12N24-3	24	25.2	218	184	124	175		G
12N24-4	24	25.2	218	184	124	175		G
12N24-3A	24	25.2	218	184	124	175		G
12N24-4A	24	25.2	218	184	124	175		G



TERMINAL TYPE	A	B	C	D	E	F	G	H	I	J
3D DRAWING										

UPGRADE CROSS REFERENCE CHART

BS "SLA Max"	BS "SLA"	MAINTENANCE FREE HIGH PERFORMANCE	MAINTENANCE FREE	CONVENTIONAL HIGH PERFORMANCE	CONVENTIONAL STANDARD
	BB3L-B (FA)			BB3L-B	
	BB4L-B (FA)			BB4L-B	
	BTR4A-5 (FA)		BTR4A-BS		
	BTX4L (FA)		BTX4L-BS		
	BT4B-5 (FA)		BT4B-BS		
	BB5L-B (FA)			BB5L-B	12N5-3B
	BTX5L (FA)		BTX5L-BS		
	BT7B-4 (FA)		BT7B-BS		
	BTX7A (FA)		BTX7A-BS		
	BTX7L (FA)		BTX7L-BS		
	BTZ7S (FA)		BTZ7S-BS		
				BB7L-B	12N7-3B
	BB7L-B2 (FA)			BB7L-B2	
				BB7-A	12N7-4A
	BB7C-A (FA)			BB7C-A	
	BB9-B (FA)		BT9A-BS	BB9-B	12N9-4B-1
	BT9B-4 (FA)		BT9B-BS		
	BTX9 (FA)		BTX9-BS		
	BB10L-A2 (FA)			BB10L-A2	12N10-3A-2
	BB10L-B2 (FA)			BB10L-BP; BB10L-B BB10L-B2	12N10-3B
	BTZ10S (FA)		BTZ10S-BS		
	BT12B-4 (FA)		BT12B-BS		
	BTX12 (FA)		BTX12-BS		
	BT12A (FA)		BT12A-BS		
	BTZ12S (FA)		BTZ12S-BS		
	BT14B-4 (FA)		BT14B-BS		
BTX14HL (FA) MAX	BTX14L (FA)		BTX14L-BS		
BTX14H (FA) MAX	BTX14 (FA)	BTX14H-BS	BTX14-BS		
	BTX14AH (FA)	BTX14AH-BS		BB14-A2; BB14-B2	
	BTX14AHL (FA)	BTX14AHL-BS		BB14L-A2	12N14-3A
	BB14L-A2 (FA)				
	BTX14AHL (FA)	BTX14AHL-BS		BB14L-B2	
	BB14L-B2 (FA)				
	BTZ14S		BTZ14S-BS		
	BTX16 (FA)	BTX20A-BS	BTX16-BS		
	BTX20CH (FA)	BTX20CH-BS			
	BB16CL-B	BTX20HL-BS-PW	BT16CL-BS	BB16CL-B	
BTX20HL (FA) MAX	BTX20L (FA)	BTX20HL-BS	BTX20L-BS	BB16L-B; BB18L-A	
	BTX20HL (FA)				
	BTX24HL (FA)	BTX24HL-BS		B50-N18L-A	
	B50-N18L-A (FA)				
	BTX24HL (FA)			B50-N18L-A3	
	B50-N18L-A3 (FA)				
51913 (FA) MAX	SLA12-19 (FA)		SLA12-19-BS	51913 51814	12C16A-3B 12C16A-3A
BIX30HL (FA) MAX	BIX30L (FA)		BIX30L-BS	BB30L-B	53030
	53030 (FA)			B60-N24AL-B	

BATTERY TYPE NUMBER EXPLANATION

6	N	4	-	2	A	-	3	
12	N	12	A	-	4	A	-	1
A	B	C	D	E	F	G		

B	50	-	N	18	L	-	A
H	J	B	I	E	F		

BB	16	A	L	-	A	2
H	J	D	E	F	G	

BT	X	20	H	L	-	BS
K	M	I	M	E	L	

BT	Z	10	S		
BT	X	7	L	-	BS
K	M	I	E	L	

- A > Nominal voltage
- B > Normal vented type
- C > Battery capacity (10-hour rate basis)
- D > Variant battery size indication (for types with same capacity)
- E > Polarity disposition (fig. 1)
- F > Exhaust opening location (fig. 2)
- G > Terminal type
- H > BS High Performance Conventional batteries mark
- I > Performance degree
- J > Cranking / Starting power
- K > BS Maintenance Free batteries mark
- L > Sealed (non spillable)
- M > High Performance

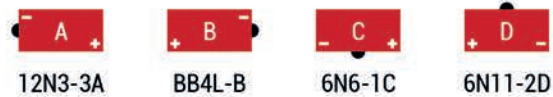
Fig. 1

*E' Polarity disposition (*L' indicates that positive terminal is located on the right side).



Fig. 2

*F' Exhaust opening location.



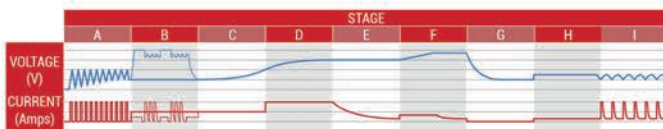
TRANSPORTATION CHART

	SLA MAX BATTERIES	SLA BATTERIES	MAINTENANCE FREE BATTERIES	CONVENTIONAL BATTERIES
 ROAD FREIGHT				
 AIRFREIGHT				
 SEA FREIGHT				
	SUITABLE FOR E-COMMERCE		+ UNDER CERTAIN CONDITIONS	

CHARGERS

DISCOVER
A GENERATION
OF SMART **CHARGERS**

**BA10 PAGE
DIRECT
ACCESS
FLASH
THE
QR
CODE !**



CHARGING STAGE EXPLANATION

- A INITIAL QUALIFICATION** : Test automatically battery condition and determine if charger engages rejuvenation or charging cycle.
- B REJUVENATION** : Rejuvenates sulphated batteries with a high frequency pulse.
- C SOFT START** : Increases battery life by gently starting to charge the battery.
- D BULK CHARGE** : Reduces charging time by delivering maximum charge to set voltage.
- E ABSORPTION** : Ensures a full charge to the battery without overcharging.
- F EQUALIZATION** : Returns a full hydrometer reading to calcium batteries by removing acid stratification.
- G BATTERY TEST** : Tests the battery to ensure fully charged.
- H FLOAT** : Float charge maintains the battery at 100% charge. 21 days restart.
- I LONG TERM MAINTENANCE** : If the battery voltage sinks, the special pulses will keep the battery in optimal states.

BA 10 6-12V - 1A

TECHNOLOGY

- AUTOMATIC BATTERY CHARGER
- 6V/12V - 1A
- Charger & Maintainer
- 3 level charge controlled
- Designed for batteries up to 20Ah

STAGES : **D H I**

BATTERIES : **< 20Ah**

FEATURES

- Automatic charge
- Automatic maintenance
- Short circuit & reverse polarity protection
- 6V/12V voltage output selection (switch)
- Internal over-heat protection
- Corrosion-resistant output connectors
- Output clamps and fused ring terminals provided

BS™ CHARGER



BS 15

12V - 1.5A

TECHNOLOGY

- SMART - 8 STAGES
- 12V - 1.5A
- Charger & Maintainer
- Reconditioning function
- 8 Stages charger :
Condition check, rejuvenation, soft start, bulk charging, absorption charging, analysis, float mode and long term maintenance pulse charge
- Designed for batteries up to 30Ah

STAGES : **A B C D E G H I**

BATTERIES : < 30Ah

FEATURES

- Multiaxis hook
- Microprocessor controlled
- Patented reconditioning function
- Ideal for charging during winter season
- Corrosion-resistant output connectors
- Output short circuit, reverse polarity & overload protection
- Battery thermal run away protection
- BS isolated clamps & fused ring terminals provided



BS 60

12V - 1/4/6A

TECHNOLOGY

- SMART - 9 STAGES
- 12V - 1/4/6A
- Charger & Maintainer
- Reconditioning function
- 9 Stages charger :
Condition check, rejuvenation, soft start, bulk charging, absorption charging, equalization, float mode and long term maintenance pulse charge
- Designed for batteries up to 120Ah

STAGES : **A B C D E F G H I**

BATTERIES : < 120Ah

FEATURES

- Microprocessor controlled
- Safe and easy to use
- Patented reconditioning function
- Ideal for charging during winter season
- Corrosion-resistant output connectors
- Output short circuit, reverse polarity & overload protection
- Battery thermal run away protection
- BS isolated clamps & fused ring terminals provided

BANK CHARGERS

DEDICATED
TO ALL 12V
LEAD ACID **BATTERIES**



BK10

12V - 10x1A

TECHNOLOGY

- SMART - 3 STAGES
- 12V - 10x 1A
- Charger & Maintainer
- 3 level charge controlled
- Designed for batteries up to 20Ah

STAGES: **D H I**

BATTERIES: < 20Ah

FEATURES

- Automatic charge
- Automatic maintenance
- Short circuit & reverse polarity protection
- Internal over-heat protection
- Corrosion-resistant output connectors
- 10 Output clamps provided



BSTM

CHARGER



BK15

12V - 5x1.5A

TECHNOLOGY

- SMART - 8 STAGES
- 12V - 5x 1.5A
- Charger & Maintainer
- Reconditioning function
- 8 Stages charger :
Condition check, rejuvenation, soft start, bulk charging, absorption charging, analysis, float mode and long term maintenance pulse charge
- Designed for batteries up to 30Ah

STAGES: **A B C D E G H I**

BATTERIES: < 30Ah

FEATURES

- Microprocessor controlled
- Patented reconditioning function
- Ideal for charging during winter season
- Corrosion-resistant output connectors
- Output short circuit, reverse polarity & overload protection
- Battery thermal run away protection
- Isolated clamps provided



POWER BOX

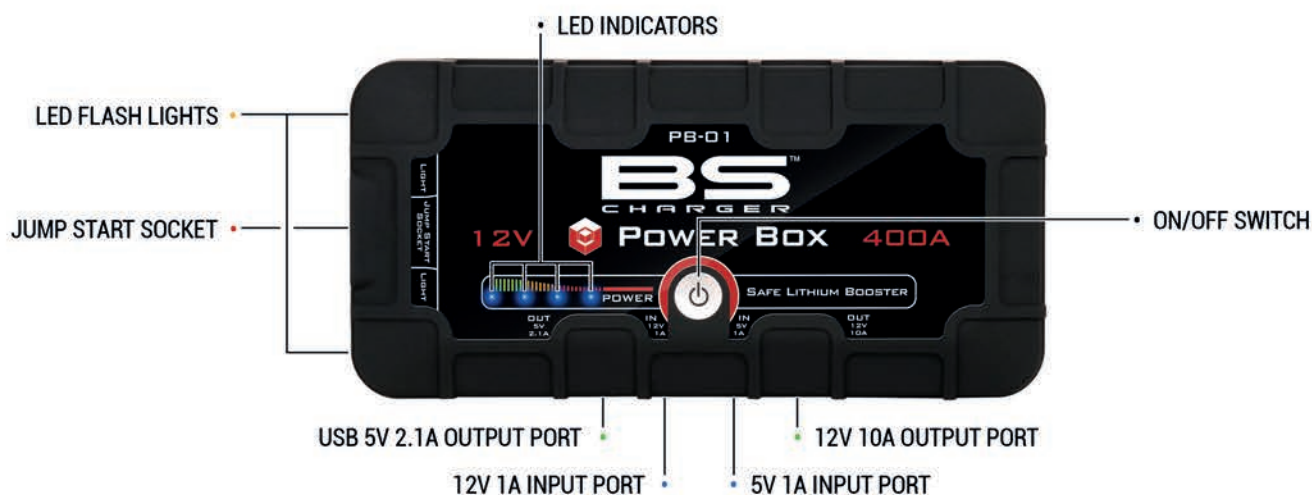


TECHNOLOGY

The new Power Box PB-01 makes the life easier for all. It is a compact and powerful battery that can be put inside any motorcycle trunk, glove box, adventurer backpack, or student bag. It ensures you to always start your vehicles and charge your mobile devices. The flashlight function provides 3 blinking modes with SOS, Strobe and normal constant light. All of these features make the Power Box PB-01 a perfect backup power solution to keep close anytime.

FEATURES

- 12000 mAh Lithium-Ion battery
- Smart cables, very safe
- Jumpstarts 20 times before recharge
- LED Flashlight with 3 modes
- USB power supply
- Rechargeable with cigar plug or electric charger



THE POWER YOU NEED... EVERYWHERE !

BSTM CHARGER

START YOUR VEHICLE AND CHARGE YOUR PERSONAL MOBILE DEVICES...
... EVERYWHERE !

SAFE LITHIUM BOOSTER



Gas engines up to 5000cc - 5.0L
Diesel engines up to 2500cc - 2.5L

POWER SUPPLY



USB output 5V 2.1A for mobile devices
Output 12V 10A for vehicle products

LED FLASHLIGHT



3 Modes
Powerful constant light, Strobe & SOS

BATTERY BOOSTER FOR :



BATTERY CHARGER FOR :



CAPACITY	WEIGHT	INPUT	OUTPUT	CURRENT	DIMENSIONS
12000mAh Battery	408g	12V - 1A 5V - 1A	5V - 2.1A 12V - 10A 12V Jump Start	Full charging time: 5 hours Starting current: 200A Peak current: 400A	Length: 170mm Width: 82mm Height: 32mm

UNIVERSAL PLUGS

VERY SIMPLE TO CHARGE AND TO BE RECHARGED!



DELIVERED WITH SMART BOOSTER CABLES & MOBILE DEVICES CHARGING CABLES

DEDICATED
TO ALL 12V
LEAD ACID **BATTERIES**



BST50

TECHNOLOGY

- POWERSPORT BATTERY TESTER
- Specializing in advanced battery and electrical diagnostics
- Voltmeter: from 7V to 30V
- Designed for batteries from 2.5 to 30 Ah
- Test approach with OEM battery number (equivalent table)

FEATURES

- Instantaneous analysis (result within 1 second): battery voltage, available power at start, state of the battery
- Test without disconnecting the battery or an separate battery
- LED Display



BS™ TESTER



BST100

TECHNOLOGY

- POWERSPORT BATTERY TESTER & SYSTEM ANALYZER
- Specializing in advanced battery and electrical diagnostics
- Voltmeter: from 1.5V to 30V
- Designed for batteries from 2.5 to 30 Ah
- Test approach: battery capacity Ah

FEATURES

- Instantaneous analysis (result within 1 second): battery voltage, available (real) power at start, state of the battery
- Test without disconnecting the battery or an separate battery
- LED Display
- 6 languages: french, english, german, spanish, italian, portuguese

BST100P

TECHNOLOGY

- POWERSPORT BATTERY TESTER & SYSTEM ANALYZER WITH PRINTER
- Specializing in advanced battery and electrical diagnostics
- Voltmeter: from 1.5V to 30V
- Designed for batteries from 2.5 to 30 Ah
- Test approach: battery capacity Ah

FEATURES

- Instantaneous analysis (result within 1 second): battery voltage, available (real) power at start, state of the battery
- Test without disconnecting the battery or an separate battery
- LED Display
- 6 languages: french, english, german, spanish, italian, portuguese



BT-01



BATTERY CONDITION INDICATOR

- Shows battery condition at the push of a button.

BT-02



BATTERY & ALTERNATOR TESTER

- Tests the condition of your battery and alternator.

PA-01



FUSED RING TERMINAL LEADSET

- Satisfies all the battery charging needs without any risks.

PA-03



CIGAR PLUG LEADSET

- Allows to charge through the cigarette outlet.

CL-01



CLASSIC CLAMPS

- Motorcycle clamps : thin and easy to plug inside the vehicle.

CL-02



BS CLAMPS

- Isolated clamps - Safe for every use.

**DIRECT ACCESS
FLASH
THE
QR
CODE!**




Q BS BATTERY has the most comprehensive application list of the market with all updated battery types for latest vehicles.

Use the battery finder on our website and find directly the right battery for your vehicle.

>>> <http://bs-battery.com/battery-finder/battery-for-motorcycle-scooter/> <<<

MOTORCYCLE & SCOOTER




ATV / UTV (ALL / UTILITY TERRAIN VEHICLE)



SSV (SIDE-BY-SIDE VEHICLE)



WATERCRAFT



SNOWMOBILE



LAWNMOWER



PROMOTIONAL ITEMS

PALLET DISPLAY BOX



For all battery types.

Average capacity :
100-140 batteries.

Width: 1190mm.
Depth: 790mm.
Height: 880mm.

Total height (with header):
1320mm.
• 900070

RED T-SHIRT



Red T-shirt with white «BS Battery» logo. 190grs/m².

- Size M: 900001
- Size L: 900002
- Size XL: 900003
- Size XXL: 900004

BLACK POLO



Black polo with white «BS Battery» logo. 210grs/m².

- Size M: 900011
- Size L: 900012
- Size XL: 900013
- Size XXL: 900014

RED BODYWARMER



Red jacket with white «BS Battery» logo. 220grs/m².

- Size M: 900021
- Size L: 900022
- Size XL: 900023
- Size XXL: 900024

RED SPORT BAG



Multi-pocket and headphone hole.
Red with white «BS Battery» logo.
• 900051

RED MARIN BAG



2 compartments.
Red with white «BS Battery» logo.
• 900052

RED PEN



Aluminium.
Red anodized.
• 900053

WHITE BS STICKER



White with black «BS Battery» logo.
30x80mm.
• 900042

BLACK BS STICKER



Black with white «BS Battery» logo.
30x80mm.
• 900041

BLACK UMBRELLA



Black with white «BS Battery» logo.
Height: 92.5cm.
Diameter: 122cm.
• 900054

SLA ROLL-UP



85x200cm.
Delivered with carrying case.
Available in all languages upon request.

- Eng: 900061
- Fr: 900062
- It: 900063
- NI: 900064
- Sp: 900065

BIG WHITE BS STICKER



White with black «BS Battery» logo.
120x300mm.
• 900044

BIG BLACK BS STICKER



Black with white «BS Battery» logo.
120x300mm.
• 900043

CATALOG



Full range introduction & Application list (depending the release).
A4 format.
• 900080



DISTRIBUTOR STAMP

20
17

www.bs-battery.com

The Power you need...

